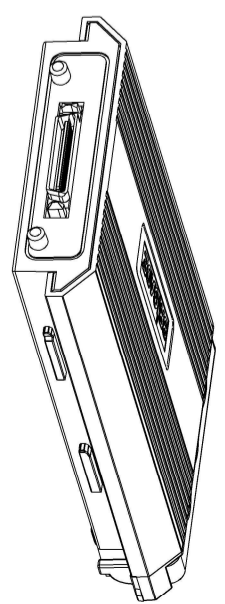
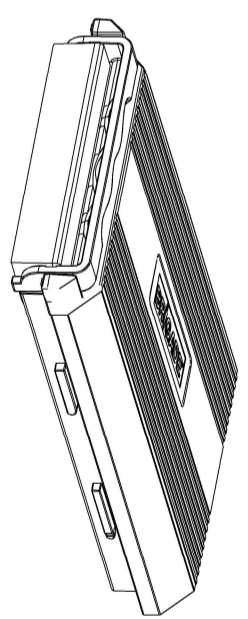
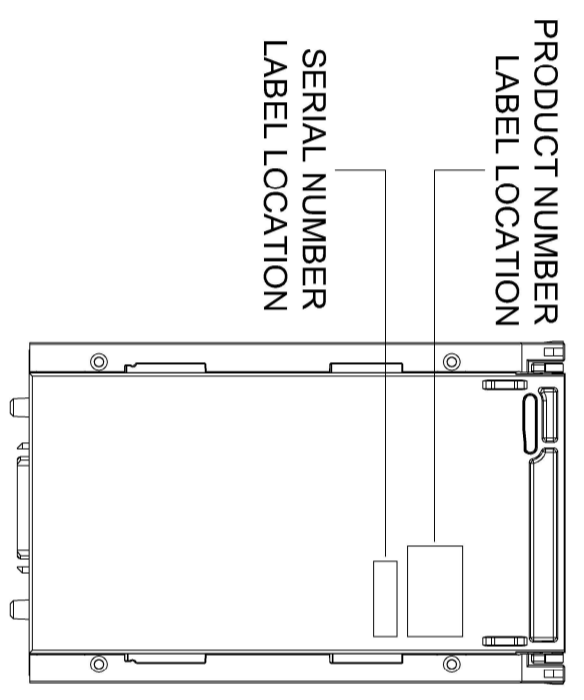
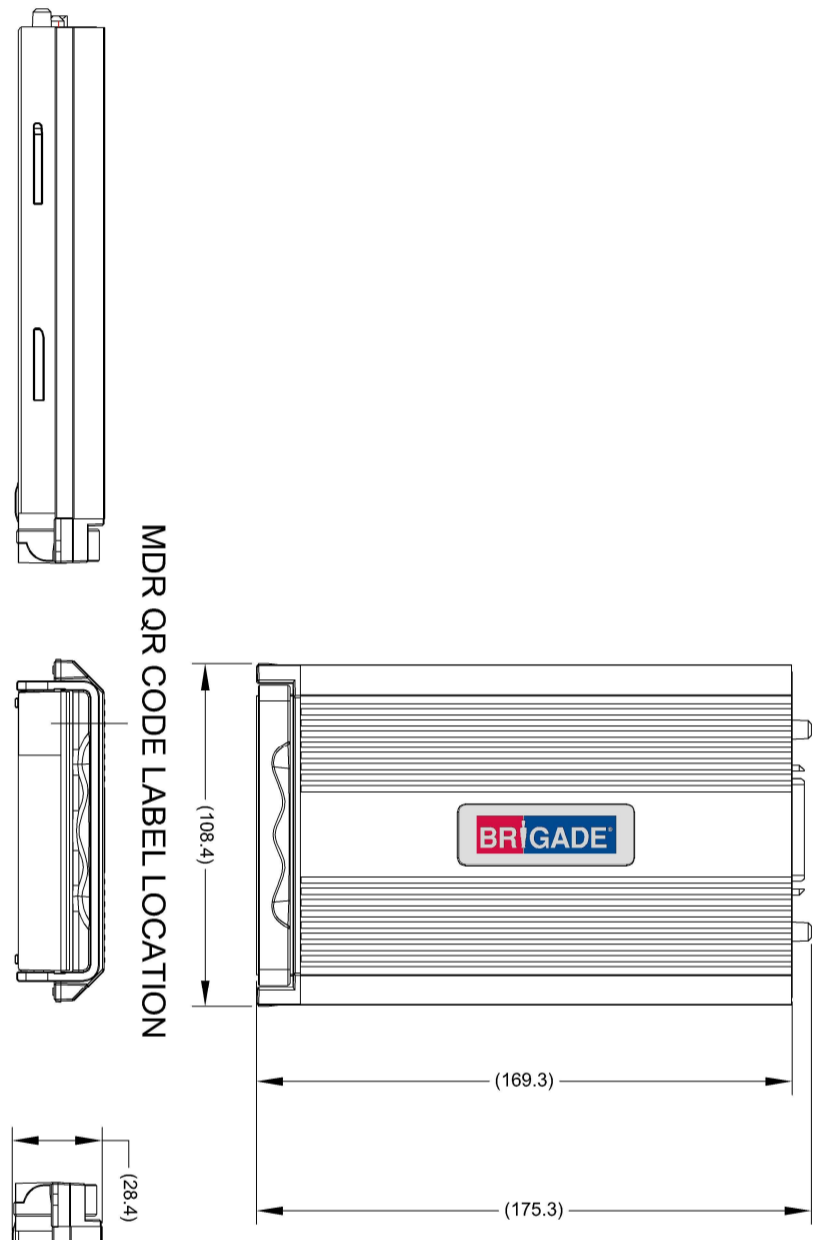


40-PIN MALE CONNECTOR MATING FACE

PIN DEFINITION			
PIN#	DESCRIPTION	PIN#	DESCRIPTION
1	NC	21	NC
2	NC	22	NC
3	NC	23	GND
4	GND	24	NC
5	GND	25	NC
6	GND	26	GND
7	NC	27	NC
8	NC	28	NC
9	TEMP_DET	29	GND
10	NC	30	SATA_RXP
11	THERMAL_PROTECT#	31	SATA_RXN
12	NC	32	GND
13	GND	33	SATA_TXN
14	GND	34	SATA_TXP
15	GND	35	GND
16	GND	36	GND
17	HEAT_12V	37	5V_HDD
18	HEAT_12V	38	5V_HDD
19	HEAT_12V	39	GND
20	HEAT_12V	40	5V_STB



- NOTES:
1. NOT BACKWARDS COMPATIBLE WITH MDR-400, MDR-500 & MDR-644 SERIES.
  2. FOR ALL LABELS AND PACKAGING REFER TO MASTER BOM.
  3. HDD STORAGE NOT INCLUDED INSIDE MOBILE CADDY UNIT.
  4. ANY CUSTOMER MODIFICATION OF THIS PRODUCT CAUSING SUBSEQUENT FAILURE IS NOT A LIABILITY OF BRIGADE ELECTRONICS GROUP PLC.

**PROPRIETARY NOTICE**  
THIS DESIGN AND TECHNICAL INFORMATION APPEARING ON THIS DRAWING IS THE PROPERTY OF BRIGADE ELECTRONICS, AND IS DISCLOSED IN CONFIDENCE. IT IS NOT TO BE COPIED, REPRODUCED, REVEALED TO OR EXPROPRIATED BY OTHERS, EITHER IN WHOLE OR IN PART WITHOUT THE EXPRESS WRITTEN CONSENT OF BRIGADE ELECTRONICS.



Assembly Pl Approval P.BU		Approved by S.SLAYER		Checked by S.ZHANG		Drawn by F.ADEMUJIMI	
Angle of Projection Third Angle		Units mm	Scale N/A	Released 01/03/22	Assembly Ref N/A		
Status RELEASED		Part No 7094		MDR-641-CAD			
				BE-004666-00-21			